



GUJCOT TRADE ASSOCIATION

WEEKLY REPORT 20-Jun-2026

Market Movement from 15th Jun 2026 to 20th Jun 2026.

- During the shortened trading week, NY cotton futures traded higher. The rally was driven primarily by short covering, as open interest in the front-month contract declined. The lead December contract settled at 79.67 cents/lb, posting a weekly gain of 325 points.
- U. S. Export Sales and shipments were lower this week. With only seven weeks remaining in the marketing year, weekly shipments must average around 2,91,000 bales to achieve the USDA export target.
- The latest U.S. Export Sales report for the week ending Jun 11, 2026, Net upland sales for the 2025-26 marketing year totaled 1,77,098 bales, while net Pima sales reached 5,460 bales, bringing total sales to 1,82,558 bales. Export shipments were robust, with upland shipments of 2,50,964 bales and Pima shipments of 13,166 bales. For the 2026-27 marketing year, net upland sales totaled 1,88,395 bales, with no reported Pima sales, resulting in total new-crop sales of 1,88,395 bales. Overall, the report reflected healthy export demand, supported by strong shipment activity and solid forward sales commitments.



GUJCOT TRADE ASSOCIATION

WEEKLY REPORT

20-Jun-2026

- The Indian cotton market remained firm throughout the week, supported by strong domestic demand and tightening supplies. Gujcot Shankar-6 spot prices continued to rise steadily, opening at ₹61,200 per candy on Monday, increasing to ₹61,650 on Tuesday, ₹62,400 on Wednesday, ₹63,050 on Thursday, and ₹63,450 on Friday. The market sentiment remained bullish as buyers actively covered their near-term requirements amid limited arrivals from the current crop. Strong physical demand, along with higher CCI prices and reduced availability in major producing regions, continued to support cotton values during the week. Gujcot Shankar-6 spot prices closed at ₹63,550 per candy on Saturday, registering a significant weekly gain.
- The Indian physical cotton market regained momentum this week. CCI increased its selling prices twice during the week, by ₹500 and ₹300 per candy, respectively. During this week CCI has sales 7,78,500 bales. As the special 60-day lifting period came to an end, buyers rushed to cover their long-term requirements, providing strong support to the market.
- In the private sector, cotton arrivals are now nearing completion in Central India, while only limited quantities of the new crop are arriving from South India. With supplies tightening, Indian cotton



GUJCOT TRADE ASSOCIATION

WEEKLY REPORT 20-Jun-2026

prices have rebounded sharply from their recent lows. During the week, Gujcot Shankar-6 prices recorded a significant increase.

- During this week, the Indian basis remained between 4.41 and 6.27.
- Meanwhile, the end of the conflict led to some appreciation in the Indian rupee, supported by softer crude oil prices. The combination of a stronger rupee and higher domestic cotton prices resulted in a wider Indian basis against New York futures.
- The USD-INR exchange rate remained firm throughout the week, reflecting a gradual appreciation of the Indian Rupee against the U.S. Dollar. The exchange rate opened at 94.71 on Monday and strengthened steadily to 94.56 on Tuesday and 94.53 on Wednesday. The Rupee gained further momentum on Thursday, with the rate improving to 94.33, and closed the week at 94.32 on Friday. Overall, the Indian Rupee appreciated by 39 paise during the week, supported by softer crude oil prices and improved market sentiment.
- **Let's hope for the best.**



GUJCOT TRADE ASSOCIATION

WEEKLY REPORT 20-Jun-2026

Gujarat District wise Cotton Sowing

| Gujarat Districtwise Cotton Sowing Till 15-June-2026 | | | |
|---------------------------------------------------------------------------------------------|--------------|----------------------|--------------|
| Kutch | 189 | Saurashtra | 1,596 |
| Kutch | 189 | Surendranagar | 506 |
| | | Rajkot | 62 |
| North Gujarat | 418 | Jamnagar | 34 |
| Banarsakantha | 14 | Porbandar | 1 |
| Vaav-Tharad | 5 | Junagadh | 22 |
| Patan | 103 | Amreli | 164 |
| Mehsana | 145 | Bhavnagar | 179 |
| Sabarkantha | 72 | Morbi | 378 |
| Gandhinagar | 72 | Botad | 243 |
| Aravali | 7 | Gir Somnath | 7 |
| | | Devbhumi Dwarka | 0 |
| Middle Gujarat | 126 | | |
| Ahmedabad | 7 | South Gujarat | 67 |
| Anand | 0 | Surat | 1 |
| Kheda | 6 | Narmada | 5 |
| Panchmahal | 2 | Bharuch | 41 |
| Dahod | 0 | Dang | 0 |
| Vadodara | 78 | Navsari | 0 |
| Mahisagar | 0 | Valsad | 0 |
| Chota Udaipur | 33 | Tapi | 19 |
| TOTAL | | | 2,395 |
| TOTAL (Last Year) | | | 1,877 |
| SUMMARY | | | |
| Zone | 2026-27 | 2025-26 | Change |
| Kutch | 189 | 74 | 115 |
| North Gujarat | 418 | 199 | 219 |
| Middle Gujarat | 0 | 52 | -52 |
| Saurashtra | 1,596 | 1,543 | 53 |
| South Gujarat | 67 | 10 | 57 |
| TOTAL | 2,395 | 1,877 | 518 |
| All Figures in '00 Hectares | | | |
| Source :- Agriculture, Farmers Welfare and Co-operation Department Government of Gujarat | | | |



GUJCOT TRADE ASSOCIATION

WEEKLY REPORT 20-Jun-2026

All India Cotton Sowing

| All India Cotton Sowing | | | | |
|-------------------------|------------------------|--------------|---------------|----------------|
| As on 05-06-2026 | | | | |
| STATE | (Area in Lakh Hectare) | | | |
| | 2026-27 | 2025-26 | Change | |
| Punjab | 0.760 | 1.170 | -0.410 | -35.04% |
| Haryana | 2.940 | 4.300 | -1.360 | -31.63% |
| Rajasthan | 3.180 | 3.450 | -0.270 | -7.83% |
| North India | 6.880 | 8.920 | -2.040 | -22.87% |
| Gujarat | 0.150 | 0.230 | -0.080 | -34.78% |
| Maharashtra | 0.000 | 0.000 | 0.000 | |
| Madhya Pradesh | 0.000 | 0.000 | 0.000 | |
| Central India | 0.150 | 0.230 | -0.080 | -34.78% |
| Telangana | 0.000 | 0.000 | 0.000 | |
| Andra Pradesh | 0.030 | 0.020 | 0.010 | 50.00% |
| Karnataka | 0.210 | 0.260 | -0.050 | -19.23% |
| Tamil Nadu | 0.040 | 0.030 | 0.010 | 33.33% |
| South Zone | 0.280 | 0.310 | -0.030 | -9.68% |
| Orissa | 0.000 | 0.000 | 0.000 | |
| Uttar Pradesh | 0.210 | 0.260 | -0.050 | -19.23% |
| All India | 7.510 | 9.720 | -2.210 | -22.74% |

Source :- Department of Agriculture & Farmers Welfare (UPAg) - Government of India



GUJCOT TRADE ASSOCIATION

WEEKLY REPORT 20-Jun-2026

Global

US Weekly Export Sales

- Net sales of UPLAND totaling 1,77,100 RB for 2025-2026 were down 15 percent from the previous week, but up 5 percent from the prior 4-week average. Increases primarily for Pakistan (76,600 RB, including decreases of 2,100 RB), India (39,600 RB, including 4,400 RB switched from Pakistan), Vietnam (21,000 RB, including 1,400 RB switched from South Korea, 500 RB switched from Japan, and decreases of 1,500 RB), China (11,400 RB, including decreases of 300 RB), and Taiwan (7,400 RB), were offset by reductions for Honduras (2,000 RB), South Korea (1,400 RB), and Japan (1,000 RB).

| US Export Sales | 11-Jun-2026 |
|--------------------------------|-----------------|
| Marketing Year 2025-26 | |
| Upland Gross Sales | 1,84,424 |
| Cancellation | 7,326 |
| Net Upland Sales | 1,77,098 |
| PIMA Gross Sales | 5,460 |
| Cancellation | 0 |
| Net PIMA Sales | 5,460 |
| Total Gross Sales | 1,89,884 |
| Total Cancellation | 7,326 |
| Total Net Sales | 1,82,558 |
| Shipments | |
| UPLAND | 2,50,964 |
| PIMA | 13,166 |
| Total Shipment | 2,64,130 |
| Marketing Year 2026-27 | |
| Net Upland Sales | 1,88,395 |
| Net PIMA Sales | 0 |
| Total Net Sales | 1,88,395 |
| All Figures in US Running Bale | |

- Net UPLAND sales of 1,88,400 RB for 2026-2027 were primarily for Vietnam (65,600 RB), Pakistan (39,600 RB), Indonesia (22,500 RB), Malaysia (21,100 RB), and Nicaragua (15,000 RB).
- UPLAND Exports of 2,51,000 RB were down 16 percent from the previous week and 15 percent from the prior 4-week average. The destinations were primarily to Vietnam (66,300 RB), Pakistan (33,100 RB), Turkey (28,000 RB), Bangladesh (24,500 RB), and China (19,800 RB).
- Net sales of PIMA totaling 5,500 RB for 2025-2026 were down 28 percent from the previous week and 14 percent from the prior 4-week average. Increases were primarily for Costa Rica (3,500 RB), Thailand (400 RB), Pakistan (400 RB), Turkey (400 RB), and Peru (400 RB).
- PIMA Exports of 13,200 RB were down 43 percent from the previous week and 11 percent from the prior 4-week average. The destinations were primarily to India (6,900 RB), Vietnam (2,300 RB), China (1,800 RB), Peru (1,300 RB), and Thailand (400 RB).



GUJCOT TRADE ASSOCIATION

WEEKLY REPORT 20-Jun-2026

| Gujarat Spot Rate Weekly Changes | | | | | | |
|----------------------------------|---------------|------|------------|------------|--------|------------------|
| Variety | Staple Length | Mic. | 13-06-2026 | 20-06-2026 | Change | Change (in Per.) |
| | | | | | W/W | W/W |
| Shankar 6 | 29mm | 3.8 | 61,100 | 63,550 | 2,450 | 3.86% |
| V-797 | 13% Trash | | 40,900 | 43,500 | 2,600 | 5.98% |
| MCX Spot Rate | | | 29,300 | 30,220 | 920 | 3.04% |
| USD-INR Exchange | | | 95.11 | 94.32 | -0.79 | -0.84% |

| Average Rate of Last week | | | | | |
|---------------------------|---------------|------|-------------|----------|-------------------|
| Variety | Staple Length | Mic. | Price Range | | Average Of 6 Days |
| | | | Low | High | |
| Shankar 6 | 29 | 3.8 | 61,200 | 63,550 | 62,550 |
| Shankar 6 | 28.5 | 3.7 | No Quote | No Quote | No Quote |
| Shankar 6 | 28 | 3.6 | No Quote | No Quote | No Quote |
| Shankar 6 | 27 | 3.2 | No Quote | No Quote | No Quote |
| Shankar 6 | 26 | 3.0 | No Quote | No Quote | No Quote |
| V-797 | 13% Trash | | 41,100 | 43,500 | 42,483 |
| MCX Spot Rate | | | 29,320 | 30,220 | 29,802 |
| USD Exchange Rate | | | 94.32 | 94.71 | 94.46 |

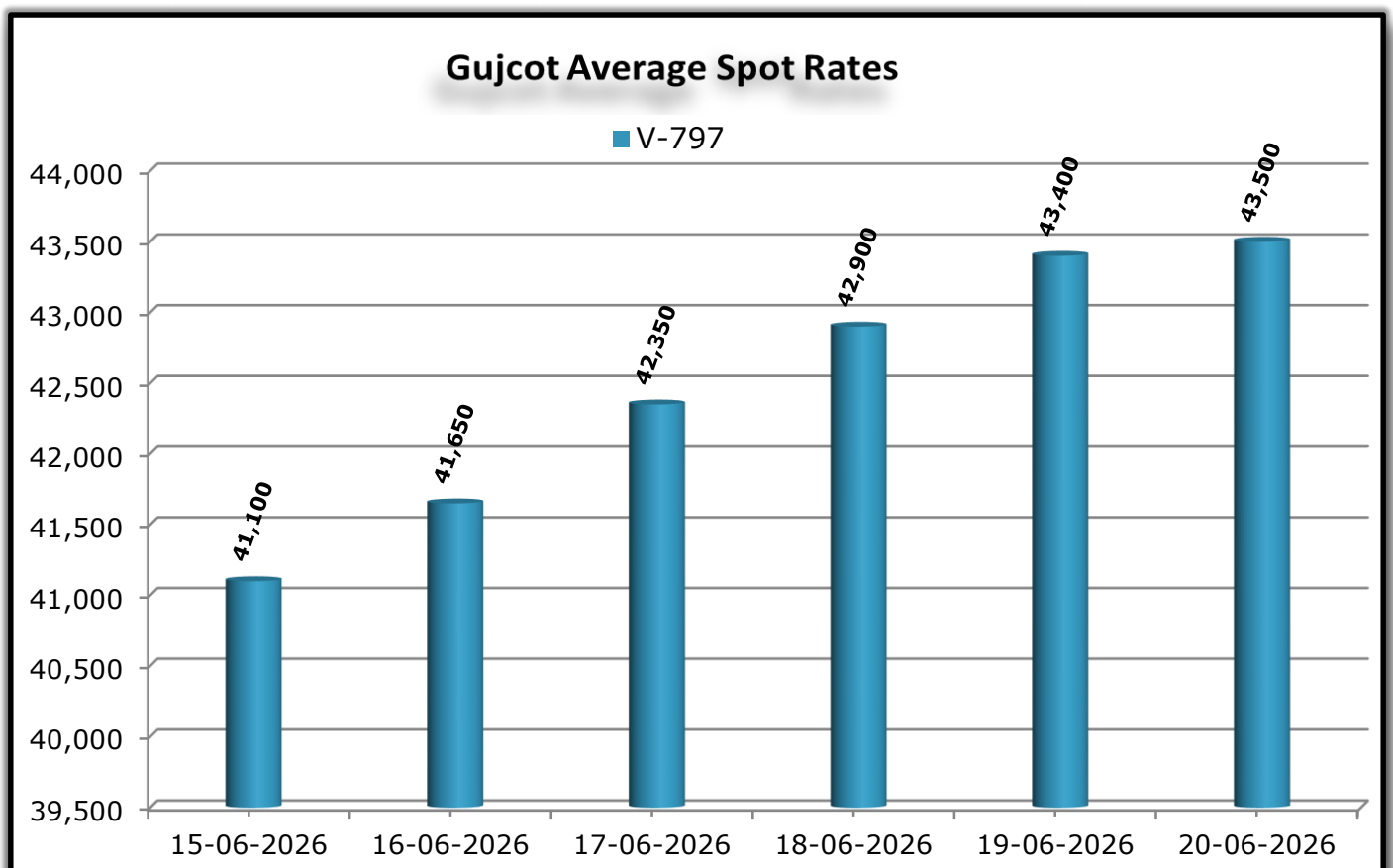
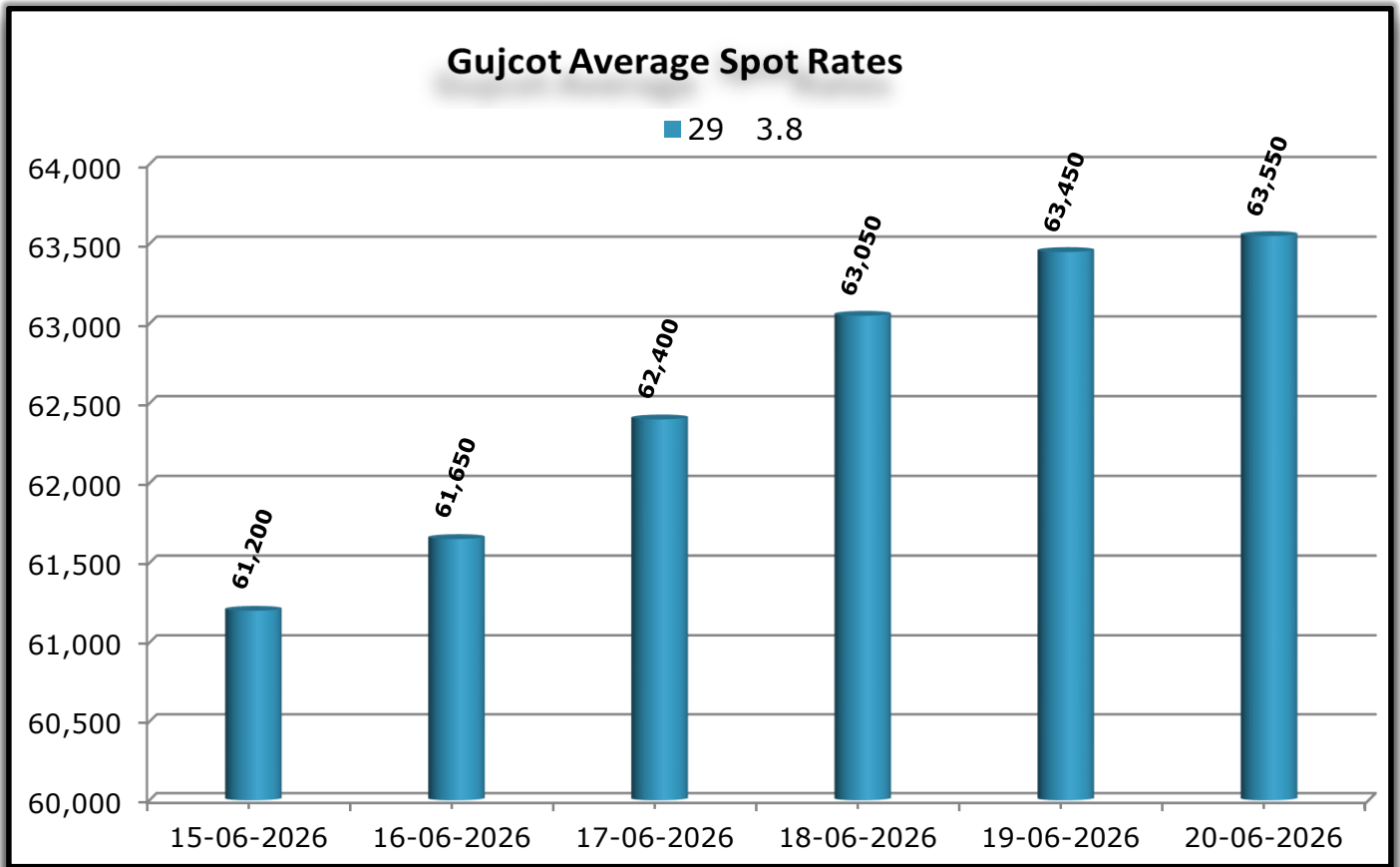
| Rate Of Last Week | | | | |
|-------------------|--------|--------|---------------|------------------|
| Date | 29 3.8 | V-797 | MCX Spot Rate | USD-INR Exchange |
| 15-06-2026 | 61,200 | 41,100 | 29,320 | 94.71 |
| 16-06-2026 | 61,650 | 41,650 | 29,430 | 94.56 |
| 17-06-2026 | 62,400 | 42,350 | 29,600 | 94.53 |
| 18-06-2026 | 63,050 | 42,900 | 30,020 | 94.33 |
| 19-06-2026 | 63,450 | 43,400 | 30,220 | 94.32 |
| 20-06-2026 | 63,550 | 43,500 | 30,220 | 94.32 |



GUJCOT TRADE ASSOCIATION

WEEKLY REPORT

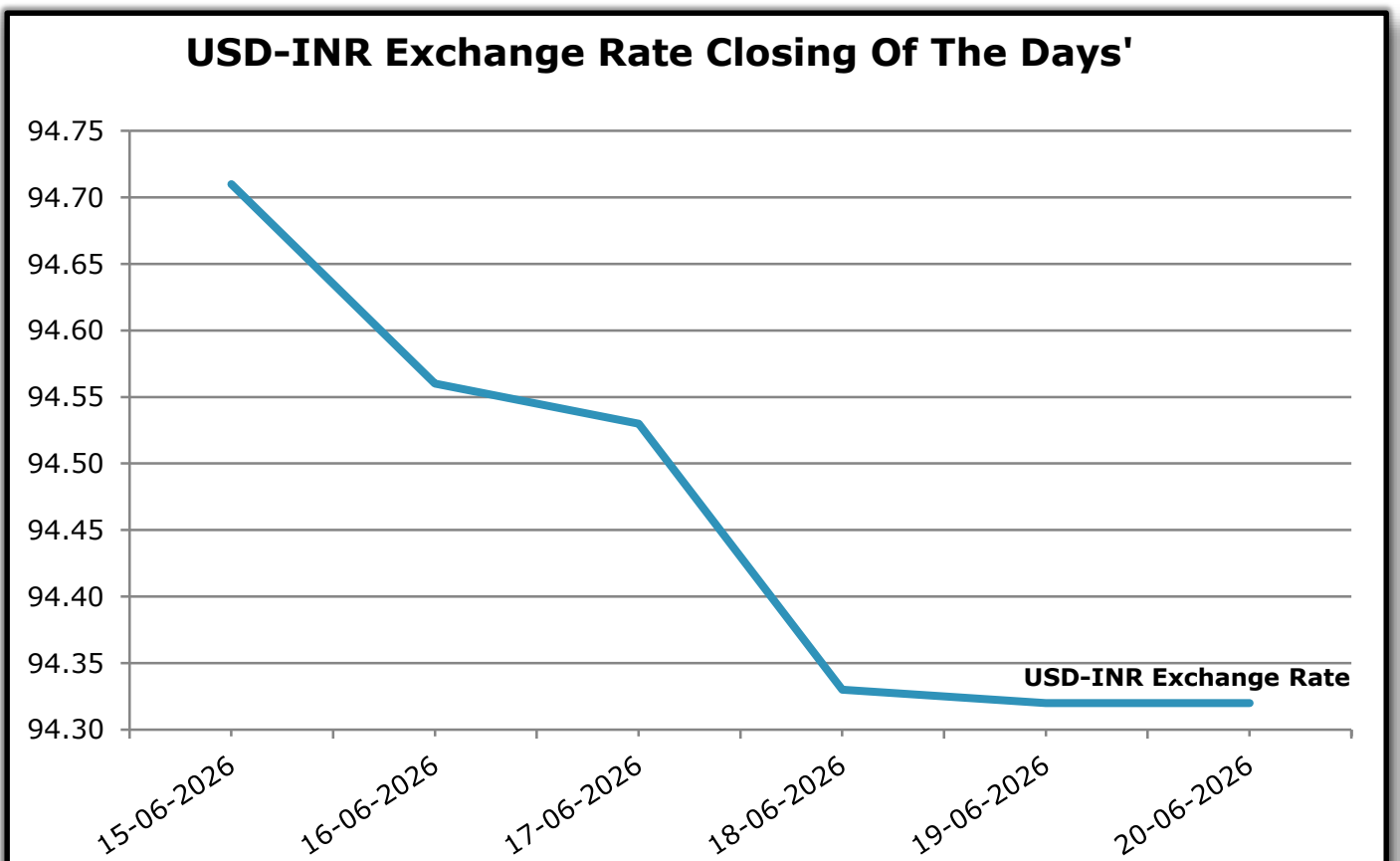
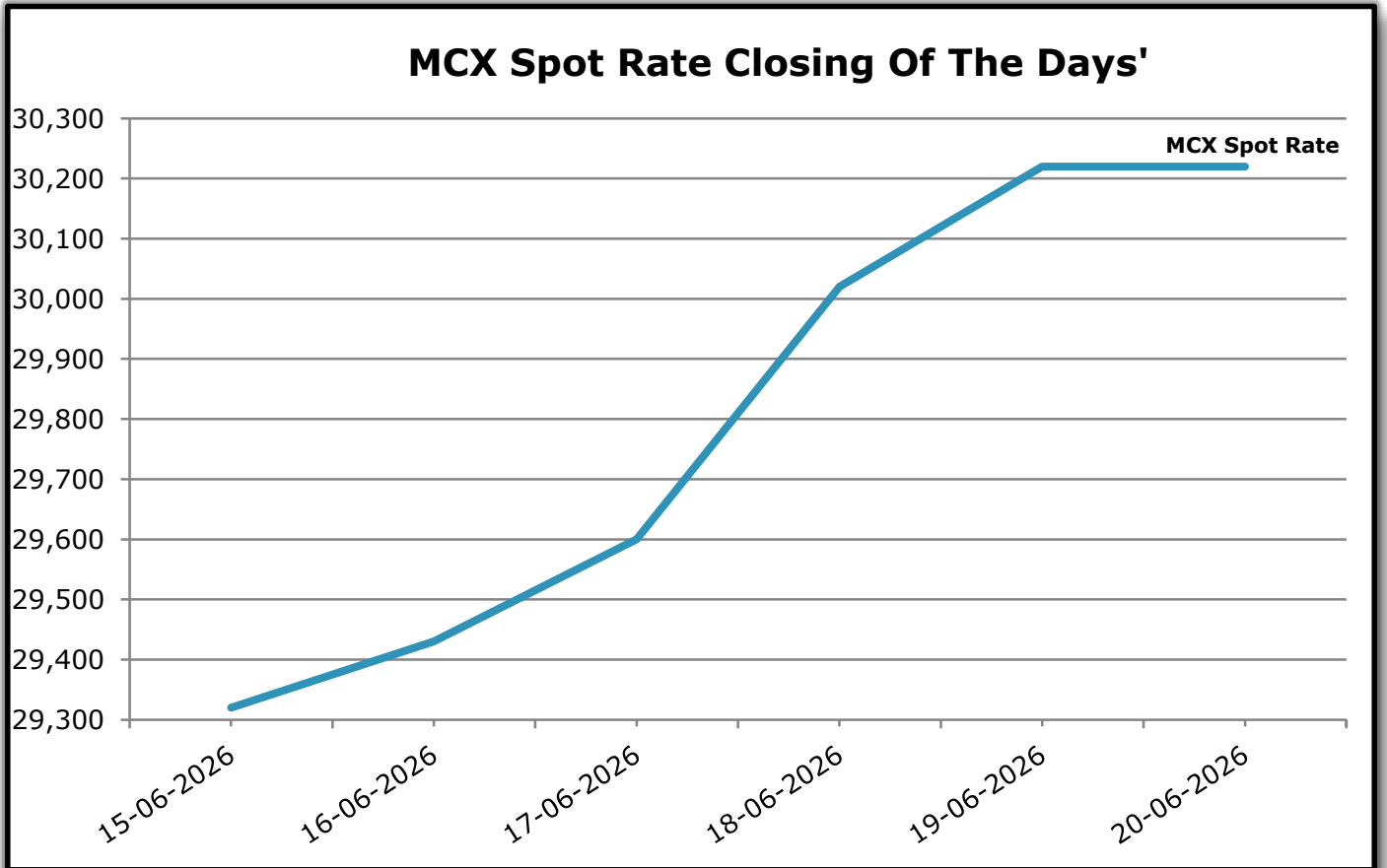
20-Jun-2026





GUJCOT TRADE ASSOCIATION

WEEKLY REPORT 20-Jun-2026



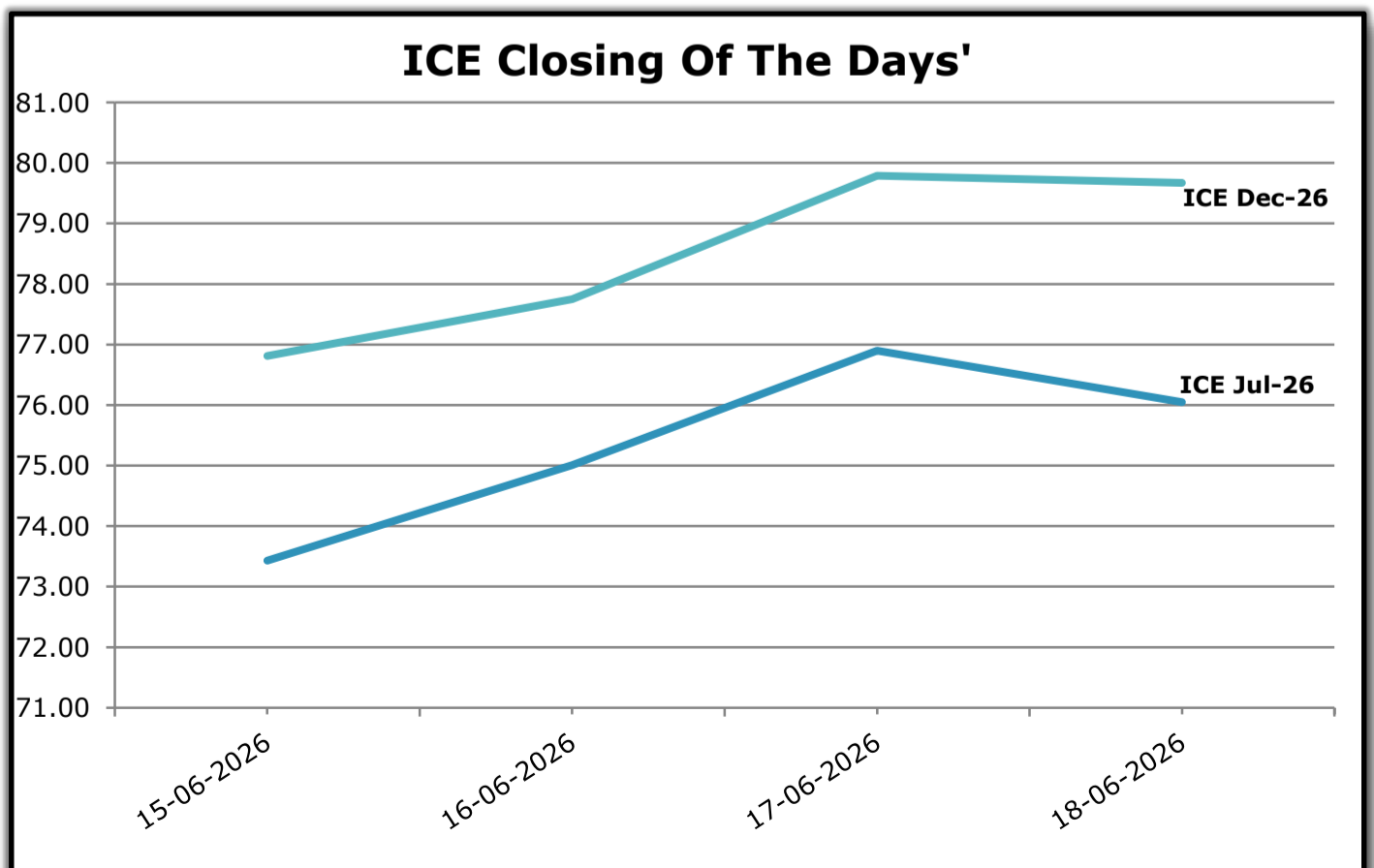
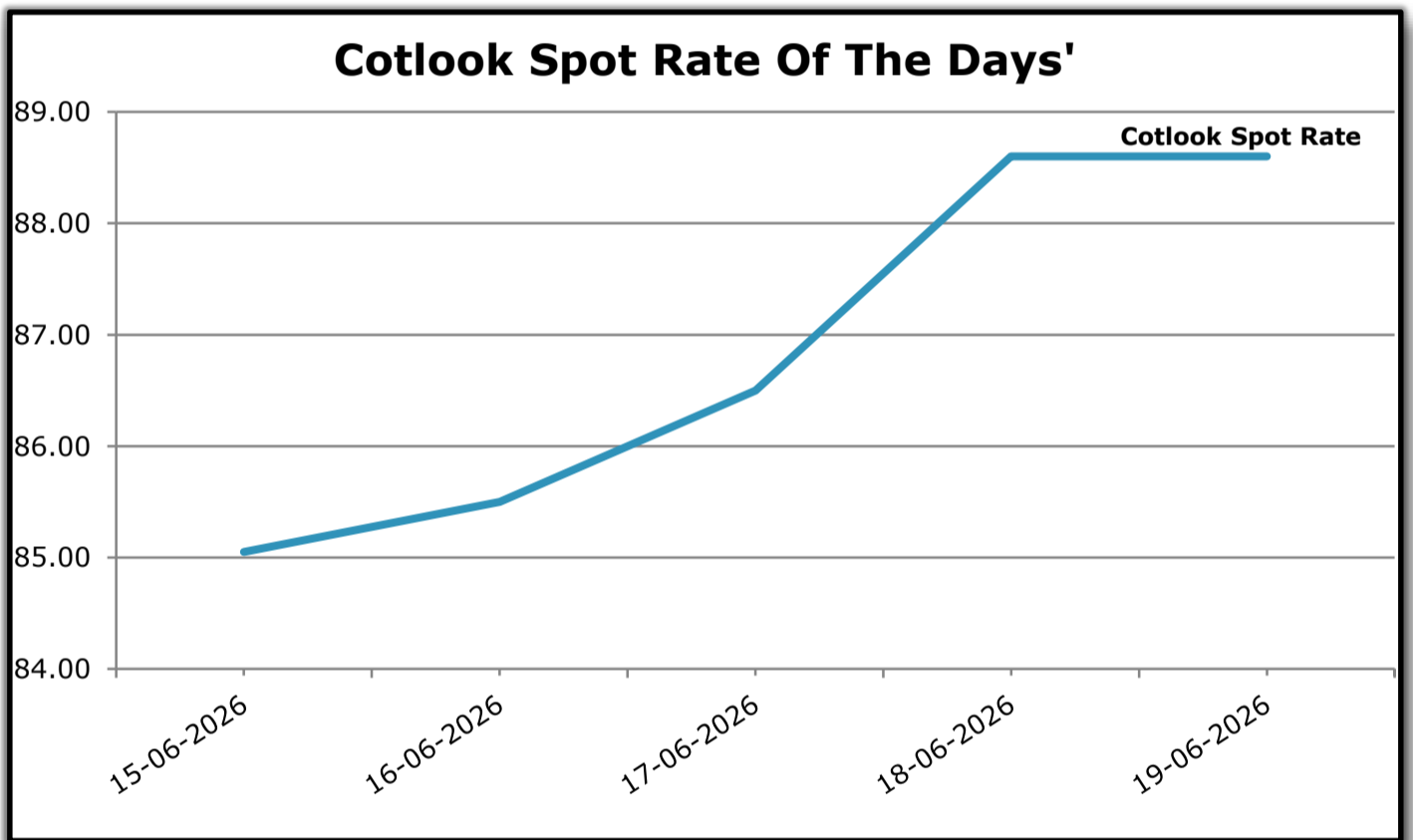


GUJCOT TRADE ASSOCIATION

WEEKLY REPORT

20-Jun-2026

| Foreign Indices | | | |
|-----------------|-----------|--------|--------|
| Date | Cotlook | ICE | |
| | Spot Rate | Jul-26 | Dec-26 |
| 15-06-2026 | 85.05 | 73.43 | 76.81 |
| 16-06-2026 | 85.50 | 75.01 | 77.75 |
| 17-06-2026 | 86.50 | 76.90 | 79.79 |
| 18-06-2026 | 88.60 | 76.05 | 79.67 |
| 19-06-2026 | 88.60 | | |

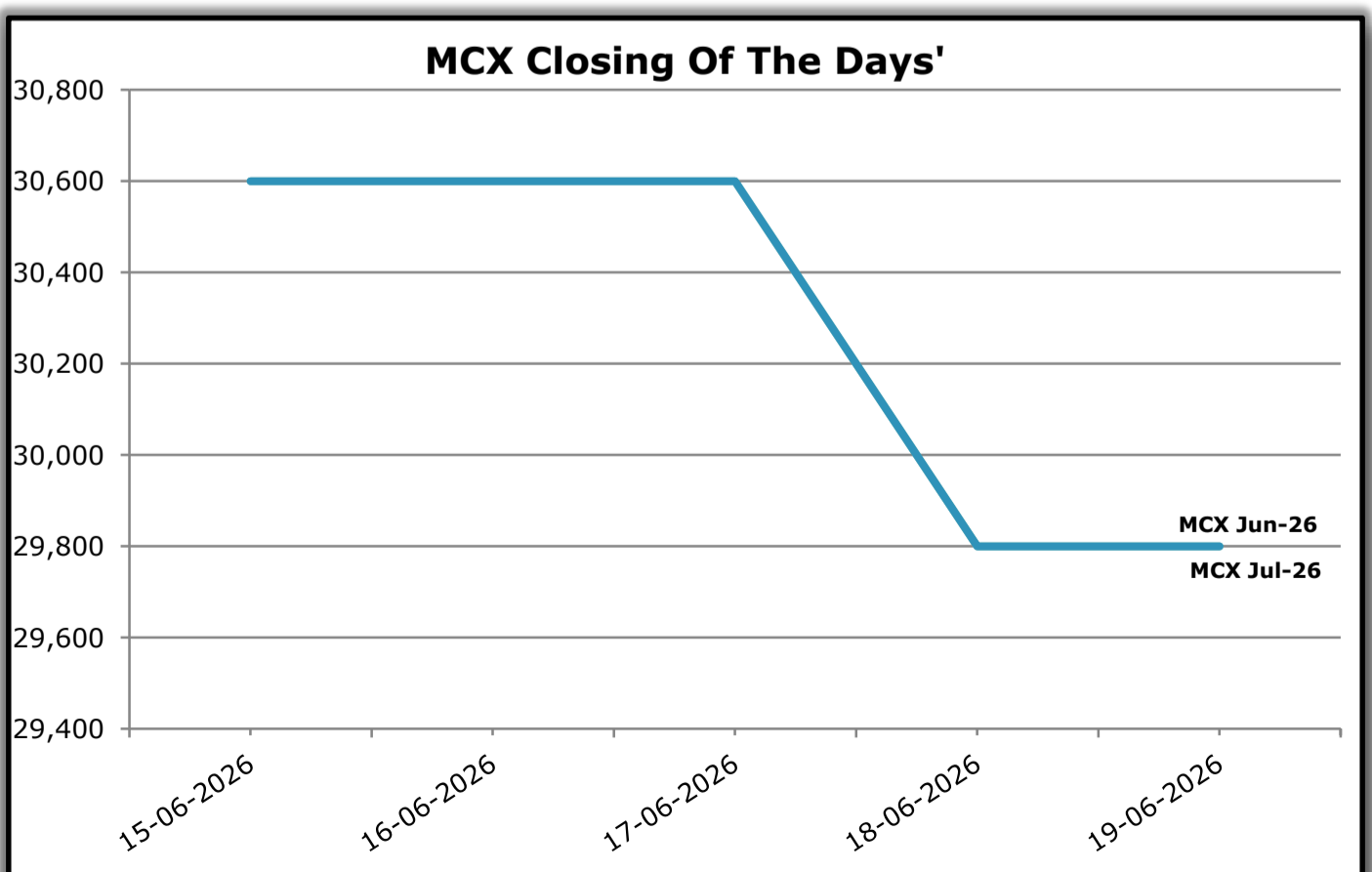
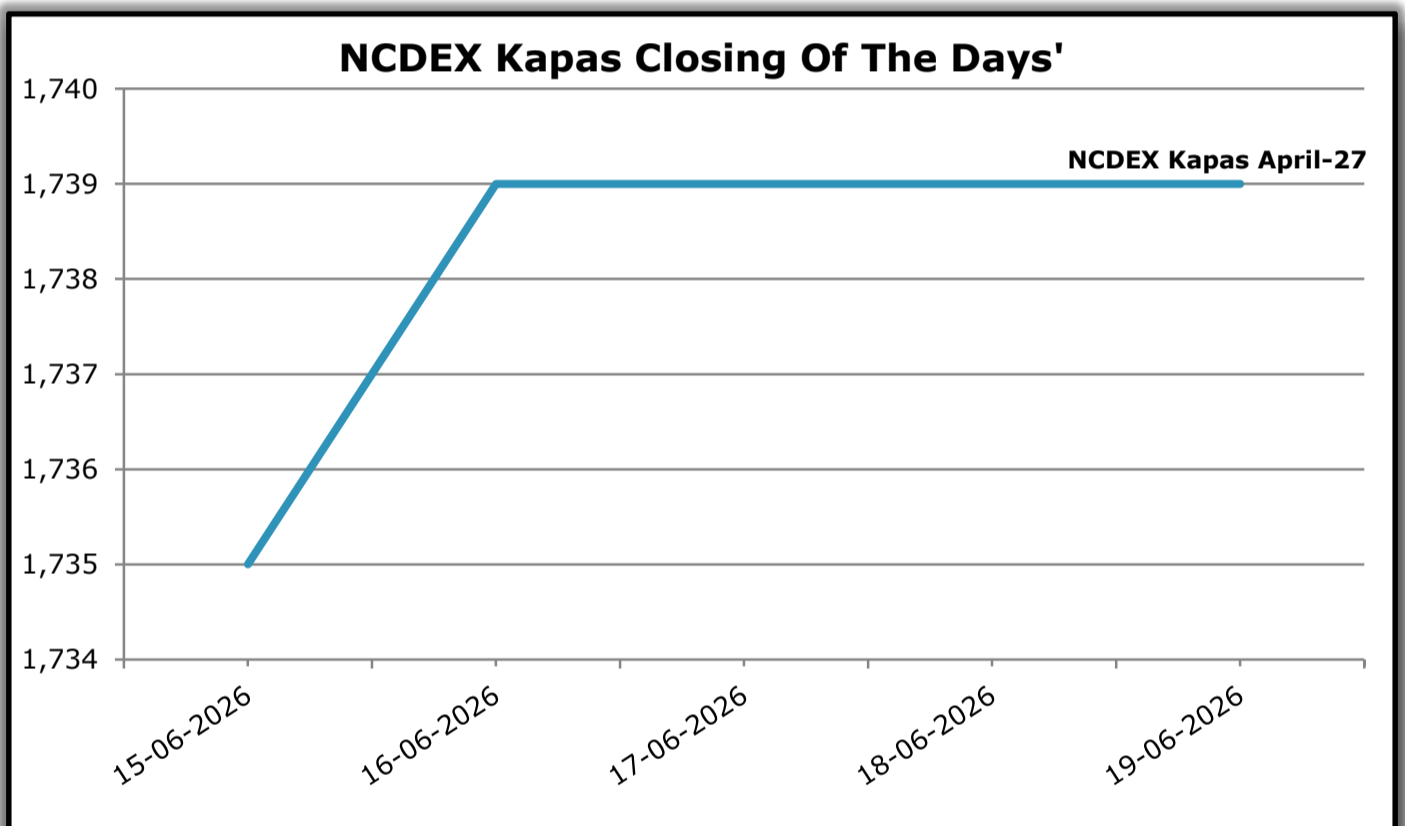




GUJCOT TRADE ASSOCIATION

WEEKLY REPORT 20-Jun-2026

| Indian Indices | | | |
|----------------|-------------|--------|--------|
| Date | NCDEX Kapas | MCX | |
| | April-27 | Jun-26 | Jul-26 |
| 15-06-2026 | 1,735.00 | 30,600 | 30,600 |
| 16-06-2026 | 1,739.00 | 30,600 | 30,600 |
| 17-06-2026 | 1,739.00 | 30,600 | 30,600 |
| 18-06-2026 | 1,739.00 | 29,800 | 29,800 |
| 19-06-2026 | 1,739.00 | 29,800 | 29,800 |



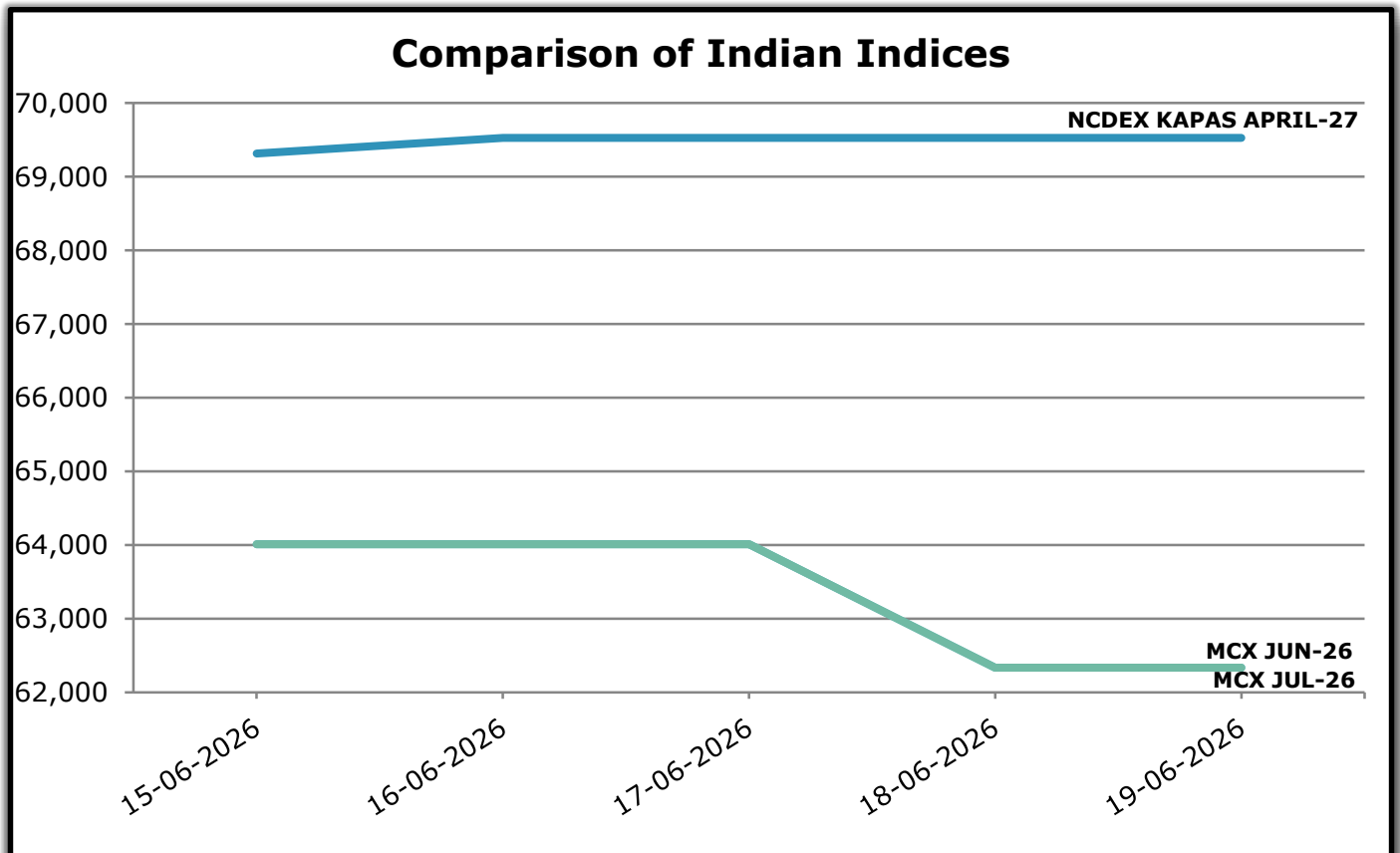


GUJCOT TRADE ASSOCIATION

WEEKLY REPORT 20-Jun-2026

| Indian Indices in Candy Rate | | | |
|------------------------------|-------------|--------|--------|
| Date | NCDEX Kapas | MCX | |
| | April-27 | Jun-26 | Jul-26 |
| 15-06-2026 | 69,316 | 64,009 | 64,009 |
| 16-06-2026 | 69,525 | 64,009 | 64,009 |
| 17-06-2026 | 69,525 | 64,009 | 64,009 |
| 18-06-2026 | 69,525 | 62,336 | 62,336 |
| 19-06-2026 | 69,525 | 62,336 | 62,336 |

Remark :- For NCDEX Kapas we have taken seed rate 700/20 Kg to convert in Candy.

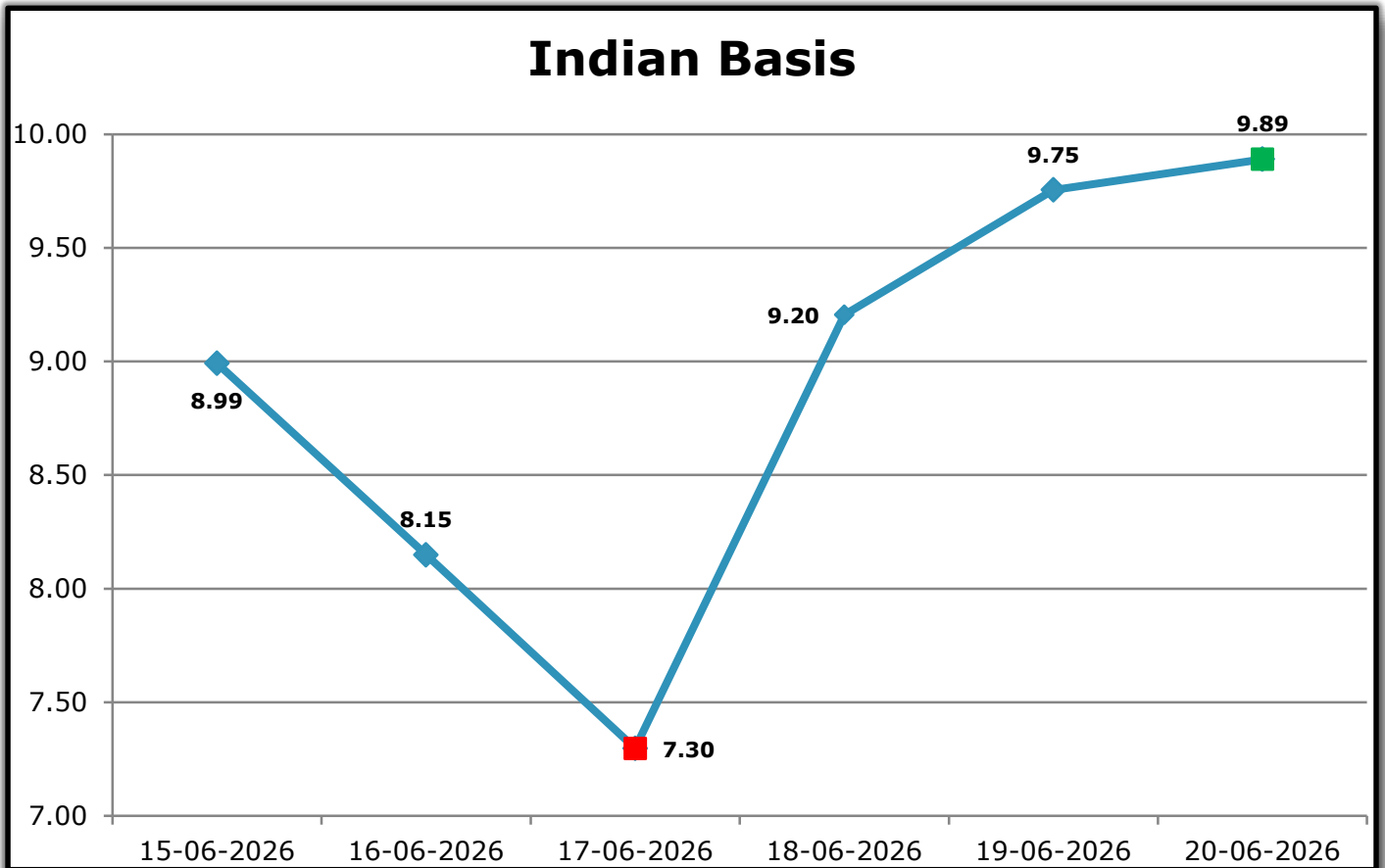




GUJCOT TRADE ASSOCIATION

WEEKLY REPORT 20-Jun-2026

| Indian Basis | | | | | |
|--------------|--------|---------|----------|---------|-------|
| DATE | 29 MM | USD-INR | CENTS/LB | ICE JUL | BASIS |
| 15-06-2026 | 61,200 | 94.71 | 82.42 | 73.43 | 8.99 |
| 16-06-2026 | 61,650 | 94.56 | 83.16 | 75.01 | 8.15 |
| 17-06-2026 | 62,400 | 94.53 | 84.20 | 76.90 | 7.30 |
| 18-06-2026 | 63,050 | 94.33 | 85.25 | 76.05 | 9.20 |
| 19-06-2026 | 63,450 | 94.32 | 85.80 | 76.05 | 9.75 |
| 20-06-2026 | 63,550 | 94.32 | 85.94 | 76.05 | 9.89 |

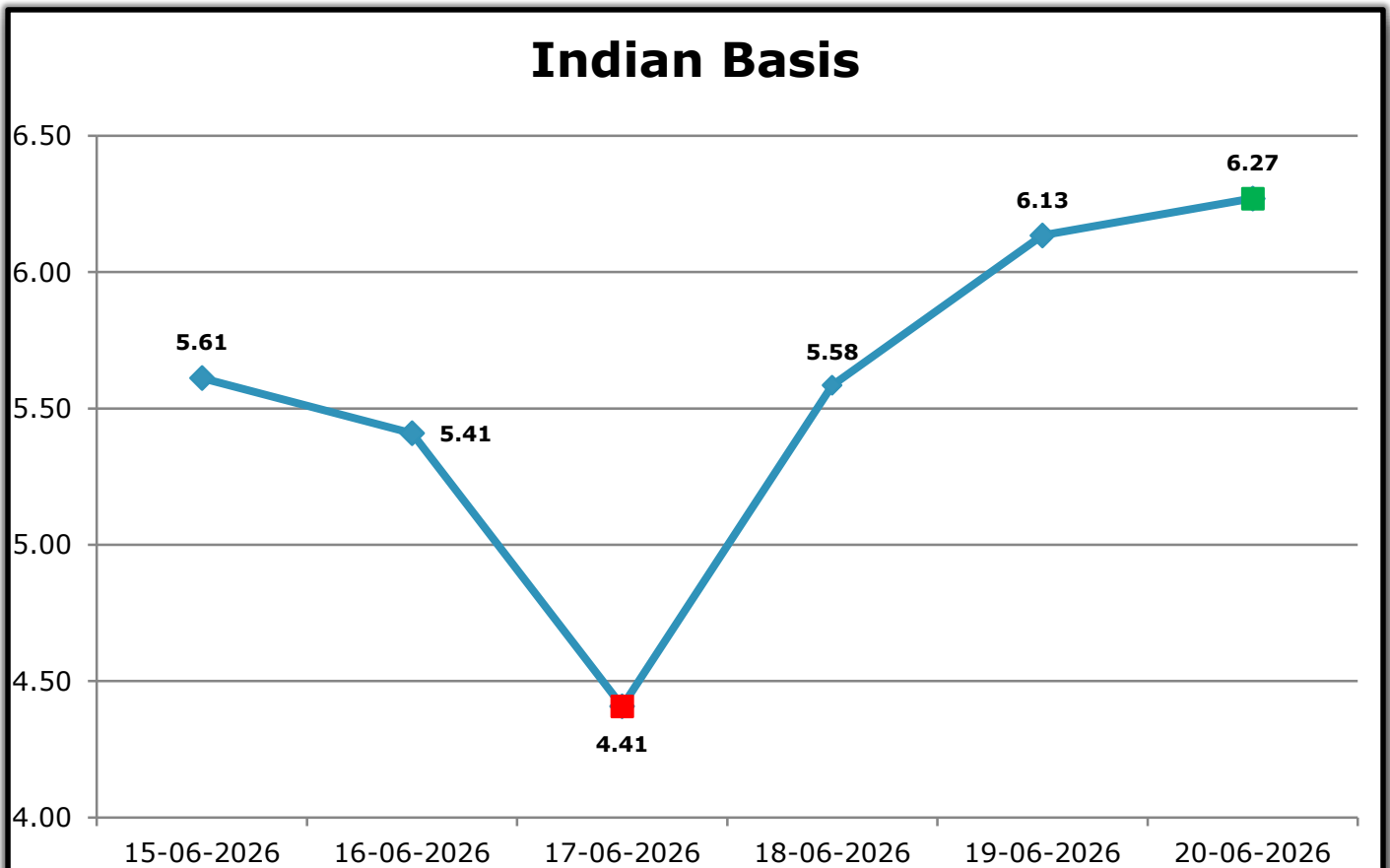




GUJCOT TRADE ASSOCIATION

WEEKLY REPORT 20-Jun-2026

| Indian Basis | | | | | |
|--------------|--------|---------|----------|---------|-------|
| DATE | 29 MM | USD-INR | CENTS/LB | ICE DEC | BASIS |
| 15-06-2026 | 61,200 | 94.71 | 82.42 | 76.81 | 5.61 |
| 16-06-2026 | 61,650 | 94.56 | 83.16 | 77.75 | 5.41 |
| 17-06-2026 | 62,400 | 94.53 | 84.20 | 79.79 | 4.41 |
| 18-06-2026 | 63,050 | 94.33 | 85.25 | 79.67 | 5.58 |
| 19-06-2026 | 63,450 | 94.32 | 85.80 | 79.67 | 6.13 |
| 20-06-2026 | 63,550 | 94.32 | 85.94 | 79.67 | 6.27 |





GUJCOT TRADE ASSOCIATION

WEEKLY REPORT 20-Jun-2026

IN THE WEEK AHEAD

- **Monday, June 22:** Market participants will monitor the **CFTC Commitment of Traders Report** (week ended June 16), scheduled for release at **3:30 p.m. EST**, for updated fund and speculative positioning in cotton futures.
- **Wednesday–Thursday, June 24–25:** **July 2026 Cotton Futures First Notice Day** falls on Wednesday, June 24. On Thursday, traders will focus on the **USDA Weekly Export Sales Report** (week ended June 18) at **8:30 a.m. EST** and the **CFTC Cotton On-Call Report** (week ended June 19) at **3:30 p.m. EST** for fresh insights into export demand and on-call commitments.

One stop solution for all cotton related reports and information.

Visit <https://www.gujcot.com>. It's updated every day in real time.

You can view

- Gujarat Daily Spot Rate at 5:30 pm and Historical Data
- Gujarat Latest Pressing Report and Historical Data
- Cotton Advisory Board Balance sheet and Area, Production, Yield reports from cotton season 1991-1992 to till date estimate available from Menu->Reports
- All Historical Gujcot Weekly Reports Menu->Reports
- All India Cotton Sowing data
- Gujarat Cotton Sowing District wise Report
- US Export Sales Report
- US Crop Progress Report
- International Cotton Indices and Spot Rates.
- USDA WASDE Report
- ICE Cotton On Call Report
- And All other National & International reports and upcoming events

Report Sponsors:

Click on Sponsor's Logo to visit Sponsor's Website



Report prepared by

Kalpesh Patel

Manager

Gujcot Trade Association